




HARRIS COUNTY FELONY PRETRIAL DETENTION REPORT

BROUGHT TO YOU BY THE TEXAS CRIMINAL JUSTICE COALITION AND THE TEXAS ORGANIZING PROJECT

ON AN AVERAGE NIGHT LAST WEEK, **5,467** PEOPLE WERE LOCKED IN A CAGE AT THE HARRIS COUNTY JAIL BECAUSE THEY COULDN'T AFFORD MONEY BAIL, EVEN THOUGH IT IS ILLEGAL TO JAIL PEOPLE SOLELY BECAUSE THEY ARE POOR. THIS REPORT USES JAIL POPULATION DATA PROVIDED BY HARRIS COUNTY TO COMPARE THE PRETRIAL DETENTION NUMBERS OF HARRIS COUNTY'S FELONY JUDGES.

DISTRICT COURTS BY HIGHEST PRETRIAL DETENTION POPULATION

JULY 11, 2021 - JULY 17, 2021

#1: JUDGE RAMONA FRANKLIN	#2: JUDGE HAZEL JONES	#3: JUDGE NIKITA HARMON
 <p>421 PEOPLE DETAINED PER NIGHT BASED ON INABILITY TO PAY</p> <p>338TH DISTRICT COURT</p>	 <p>328 PEOPLE DETAINED PER NIGHT BASED ON INABILITY TO PAY</p> <p>174TH DISTRICT COURT</p>	 <p>312 PEOPLE DETAINED PER NIGHT BASED ON INABILITY TO PAY</p> <p>176TH DISTRICT COURT</p>

RANK	COURT	JUDGE	DAILY AVERAGE NUMBER OF PEOPLE DETAINED PRETRIAL
4.	177TH	ROBERT JOHNSON	284
5.	183RD	CHUCK SILVERMAN	279
6.	262ND	LORI CHAMBERS GRAY	275
7.	185TH	JASON LUONG	257
8.	178TH	KELLI JOHNSON	243
9.	182ND	DANILO LACAYO	243
10.	248TH	HILARY UNGER	241
11.	209TH	BRIAN E. WARREN	234
12.	337TH	COLLEEN GAIDO	233
13.	208TH	GREG GLASS	221
14.	184TH	ABIGAIL ANASTASIO	219
15.	180TH	DASEAN JONES	218
16.	230TH	CHRIS MORTON	213
17.	179TH	ANA MARTINEZ	209
18.	232ND	JOSH HILL	207
19.	228TH	FRANK AGUILAR	201
20.	263RD	AMY MARTIN	200
21.	339TH	TE'IVA J. BELL	189
22.	351ST	NATALIA CORNELIO	141
-	RIC	BROCK THOMAS	99

Harris County taxpayers spent over **\$2.8 MILLION** on illegal pretrial detention this week.

That's more than **TWICE** the \$1.3 million Harris County taxpayers spend every week on public health services, the public library, and pollution control **COMBINED.**