




# HARRIS COUNTY FELONY PRETRIAL DETENTION REPORT

BROUGHT TO YOU BY THE TEXAS CRIMINAL JUSTICE COALITION AND THE TEXAS ORGANIZING PROJECT

ON AN AVERAGE NIGHT LAST WEEK, **4,468** PEOPLE WERE LOCKED IN A CAGE AT THE HARRIS COUNTY JAIL BECAUSE THEY COULDN'T AFFORD MONEY BAIL, EVEN THOUGH IT IS ILLEGAL TO JAIL PEOPLE SOLELY BECAUSE THEY ARE POOR. THIS REPORT USES JAIL POPULATION DATA PROVIDED BY HARRIS COUNTY TO COMPARE THE PRETRIAL DETENTION NUMBERS OF HARRIS COUNTY'S FELONY JUDGES.

## DISTRICT COURTS BY HIGHEST PRETRIAL DETENTION POPULATION

FEBRUARY 2, 2020 - FEBRUARY 8, 2020

#1: JUDGE GEORGE POWELL	#2: JUDGE HAZEL JONES	#3: JUDGE JESSE MCCLURE
 <b>258</b> PEOPLE DETAINED PER NIGHT BASED ON INABILITY TO PAY 351ST DISTRICT COURT	 <b>252</b> PEOPLE DETAINED PER NIGHT BASED ON INABILITY TO PAY 174TH DISTRICT COURT	 <b>241</b> PEOPLE DETAINED PER NIGHT BASED ON INABILITY TO PAY 339TH DISTRICT COURT

<u>RANK</u>	<u>COURT</u>	<u>JUDGE</u>	<u>DAILY AVERAGE NUMBER OF PEOPLE DETAINED PRETRIAL</u>
4.	338TH	RAMONA FRANKLIN	237
5.	185TH	JASON LUONG	234
6.	183RD	CHUCK SILVERMAN	231
7.	337TH	HERB RITCHIE	223
8.	182ND	DANILO LACAYO	220
9.	179TH	RANDY ROLL	213
10.	176TH	NIKITA HARMON	206
11.	262ND	LORI CHAMBERS GRAY	206
12.	208TH	GREG GLASS	202
13.	263RD	AMY MARTIN	200
14.	230TH	CHRIS MORTON	191
15.	248TH	HILLARY UNGER	189
16.	232ND	JOSH HILL	186
17.	177TH	ROBERT JOHNSON	181
18.	184TH	ABIGAIL ANASTASIO	180
19.	178TH	KELLI JOHNSON	166
20.	209TH	BRIAN WARREN	164
21.	228TH	FRANK AGUILAR	148
22.	180TH	DASEAN JONES	140

Harris County taxpayers spent over **\$2.3 MILLION** on illegal pretrial detention this week. That's close to twice the \$1.3 million Harris County taxpayers spend every week on public health services, the public library, and pollution control **COMBINED**.