




HARRIS COUNTY FELONY PRETRIAL DETENTION REPORT

BROUGHT TO YOU BY THE TEXAS CENTER FOR JUSTICE & EQUITY AND THE TEXAS ORGANIZING PROJECT

ON AN AVERAGE NIGHT LAST WEEK **6,423** PEOPLE WERE LOCKED IN A CAGE AT THE HARRIS COUNTY JAIL BECAUSE THEY COULDN'T AFFORD MONEY BAIL, EVEN THOUGH IT IS ILLEGAL TO JAIL PEOPLE SOLELY BECAUSE THEY ARE POOR. THIS REPORT USES JAIL POPULATION DATA PROVIDED BY HARRIS COUNTY TO COMPARE THE PRETRIAL DETENTION NUMBERS OF HARRIS COUNTY'S FELONY JUDGES.

DISTRICT COURTS BY HIGHEST PRETRIAL DETENTION POPULATION

MAY 15, 2022 - MAY 21, 2022

#1: JUDGE RAMONA FRANKLIN	#2: JUDGE HAZEL B. JONES	#3: JUDGE LORI CHAMBERS GRAY
 <p>535 PEOPLE DETAINED PER NIGHT BASED ON INABILITY TO PAY</p> <p>338TH DISTRICT COURT</p>	 <p>432 PEOPLE DETAINED PER NIGHT BASED ON INABILITY TO PAY</p> <p>174TH DISTRICT COURT</p>	 <p>379 PEOPLE DETAINED PER NIGHT BASED ON INABILITY TO PAY</p> <p>262ND DISTRICT COURT</p>

RANK	COURT	JUDGE	DAILY AVERAGE NUMBER OF PEOPLE DETAINED PRETRIAL
4.	176TH	NIKITA HARMON	342
5.	178TH	KELLI JOHNSON	325
6.	208TH	GREG GLASS	295
7.	185TH	JASON LUONG	291
8.	177TH	ROBERT JOHNSON	278
9.	183RD	CHUCK SILVERMAN	275
10.	248TH	HILARY UNGER	267
11.	209TH	BRIAN E. WARREN	261
12.	182ND	DANILO LACAYO	253
13.	482ND	MARITZA ANTU	244
14.	263RD	AMY MARTIN	242
15.	184TH	ABIGAIL ANASTASIO	240
16.	179TH	ANA MARTINEZ	234
17.	232ND	JOSH HILL	232
18.	230TH	CHRIS MORTON	220
19.	180TH	DASEAN JONES	209
20.	337TH	COLLEEN GAIDO	207
21.	228TH	FRANK AGUILAR	204
22.	339TH	TE'IVA J. BELL	204
23.	351ST	NATALIA "NATA" CORNELIO	161
-	RIC	BROCK THOMAS	92

Harris County taxpayers spent over **\$3.8 MILLION** on illegal pretrial detention this week.

That's over TWICE the amount Harris County taxpayers spend every week on public health services, the public library, and pollution control **COMBINED.**