




HARRIS COUNTY FELONY PRETRIAL DETENTION REPORT

BROUGHT TO YOU BY THE TEXAS CRIMINAL JUSTICE COALITION AND THE TEXAS ORGANIZING PROJECT

ON AN AVERAGE NIGHT LAST WEEK, **4,478** PEOPLE WERE LOCKED IN A CAGE AT THE HARRIS COUNTY JAIL BECAUSE THEY COULDN'T AFFORD MONEY BAIL, EVEN THOUGH IT IS ILLEGAL TO JAIL PEOPLE SOLELY BECAUSE THEY ARE POOR. THIS REPORT USES JAIL POPULATION DATA PROVIDED BY HARRIS COUNTY TO COMPARE THE PRETRIAL DETENTION NUMBERS OF HARRIS COUNTY'S FELONY JUDGES.

DISTRICT COURTS BY HIGHEST PRETRIAL DETENTION POPULATION

FEBRUARY 16, 2020 - FEBRUARY 22, 2020

#1: JUDGE GEORGE POWELL	#2: JUDGE HAZEL JONES	#3: JUDGE JASON LUONG
 <p>259 PEOPLE DETAINED PER NIGHT BASED ON INABILITY TO PAY</p> <p>351ST DISTRICT COURT</p>	 <p>254 PEOPLE DETAINED PER NIGHT BASED ON INABILITY TO PAY</p> <p>174TH DISTRICT COURT</p>	 <p>246 PEOPLE DETAINED PER NIGHT BASED ON INABILITY TO PAY</p> <p>185TH DISTRICT COURT</p>

<u>RANK</u>	<u>COURT</u>	<u>JUDGE</u>	<u>DAILY AVERAGE NUMBER OF PEOPLE DETAINED PRETRIAL</u>
4.	183RD	CHUCK SILVERMAN	245
5.	339TH	JESSE MCLURE	244
6.	338TH	RAMONA FRANKLIN	236
7.	182ND	DANILO LACAYO	224
8.	337TH	HERB RITCHIE	216
9.	262ND	LORI CHAMBERS GRAY	215
10.	208TH	GREG GLASS	212
11.	179TH	RANDY ROLL	204
12.	263RD	AMY MARTIN	202
13.	176TH	NIKITA HARMON	200
14.	248TH	HILLARY UNGER	186
15.	230TH	CHRIS MORTON	182
16.	232ND	JOSH HILL	180
17.	178TH	KELLI JOHNSON	175
18.	177TH	ROBERT JOHNSON	173
19.	209TH	BRIAN WARREN	164
20.	184TH	ABIGAIL ANASTASIO	159
21.	228TH	FRANK AGUILAR	154
22.	180TH	DASEAN JONES	148

Harris County taxpayers spent over **\$2.3 MILLION** on illegal pretrial detention this week. That's close to twice the \$1.3 million Harris County taxpayers spend every week on public health services, the public library, and pollution control **COMBINED**.